

FACT SHEET



SmartSolutions™

XLT HOOD

AVAILABLE FOR SINGLE, DOUBLE AND TRIPLE STACKED OVENS
SIZES: 1832, 2440, 3255

FEATURES

ADVANTAGES

BENEFITS

Fits to a Single, Double, or Triple stacked oven

Models to fit any business size

Ability to add oven decks as capacity and demand grows

304 Stainless Steel exterior

Easy to clean, repair and refurbish

Less cleaning time and enhances appearance

Heat Containment Shrouds

Full capture and containment

Reduces HVAC requirements, Cooler working conditions, Noise Dampening, Grease capture

3 Phase Direct Drive Fan

Less parts to fail, Lower operating cost

Worry-free operation, Reduces operating costs, Optimizes performance

Built-In Capacitive User Interface

Touch-Screen, Controls power to all ovens, On-Board-Diagnostics

Clean look, Ease troubleshooting

Colored Shroud Panels

Adds improved Front of House visuals

Enhances customer experience

Extended Conveyor Shelves

Acts as an extension to the Conveyor Belt

Extends product loading/unloading area

Pre-Piped Fire Suppression Kit

Custom fitted, Ansul designed

Lower installation cost

VFD Control System

Less incoming power requirements, simple oven/hood operation

Reduces expenses by saving on electricity

Alternative Shroud Arrangements

Arrange Shrouds to fit store layout

Easier loading/unloading positions

Valance Kit

Secures visible duct and All-Thread work

Makes for a clean appearance

5 YEAR PARTS AND LABOR WARRANTY - 2 YEAR INTERNATIONAL PARTS AND LABOR WARRANTY *

*(Subject to local market conditions)

WWW.XLTOVENS.COM
24 HR TECHNICAL SUPPORT (888) 443-2751



STANDARD

OPTIONAL

NOTE TO HVAC CONTRACTORS:

The XLT control systems allow for the interlocking of the gas system, HVAC, dampers and make-up air, this allows for a fully integrated system.

The VFD converts single phase to 3 to work in conjunction with the fan.

RECOMMENDED EXHAUST FLOW RATES:

828 CFM (23.45 M3/min)
for Double Stack

1254 CFM (35.51 M3/min)
for Triple Stack

*In accordance with mechanical codes, make up air **MUST** be supplied.

ELECTRICAL REQ.
50/60 HZ OPTIONS
220/230V OPTIONS

WEIGHT PER HOOD AND SHROUDS
1832:
506LBS/230KG

3240:
685LBS/311KG

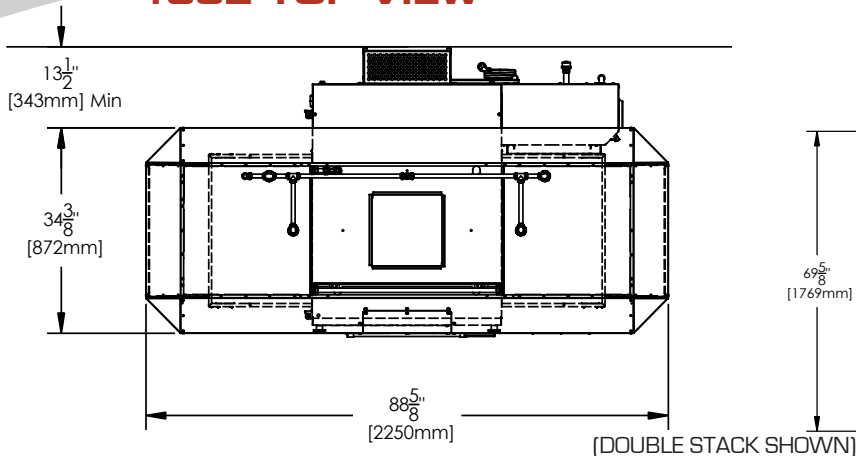
3255:
735LBS/333KG

XLT[®]

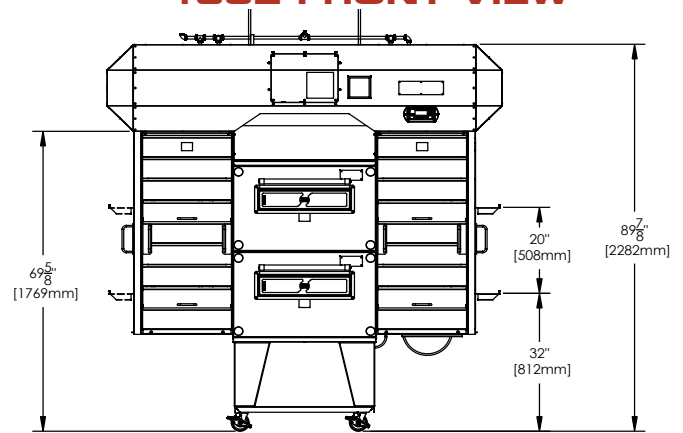
SmartSolutions™
XLT HOOD

Please view all air volume requirements in operational manuals provided online at www.xltovens.com

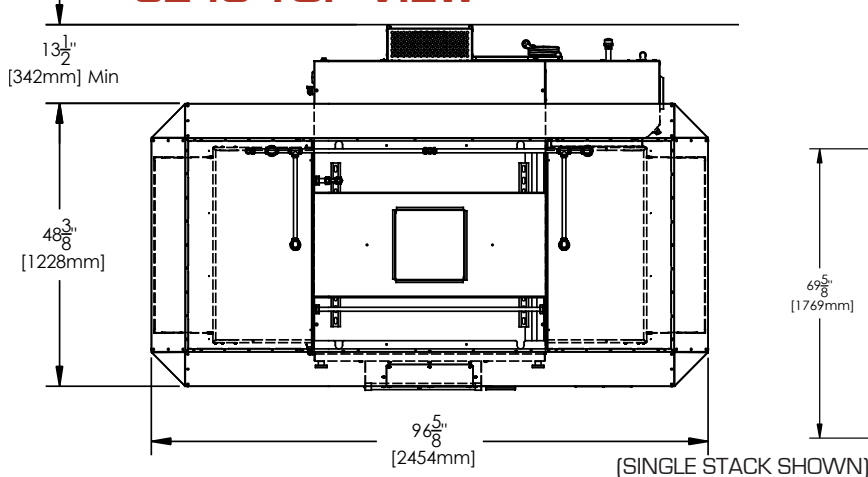
1832 TOP VIEW



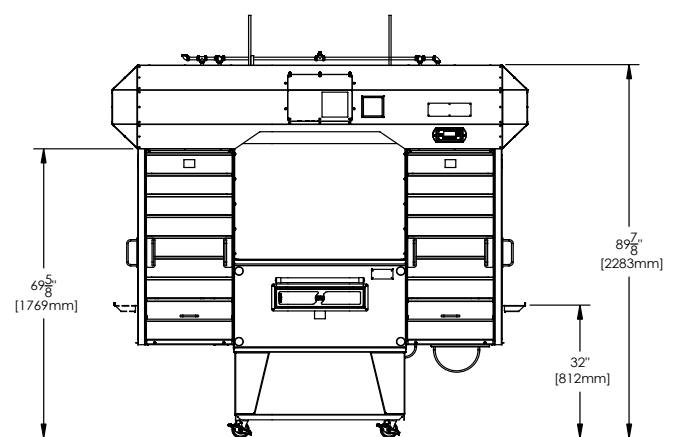
1832 FRONT VIEW



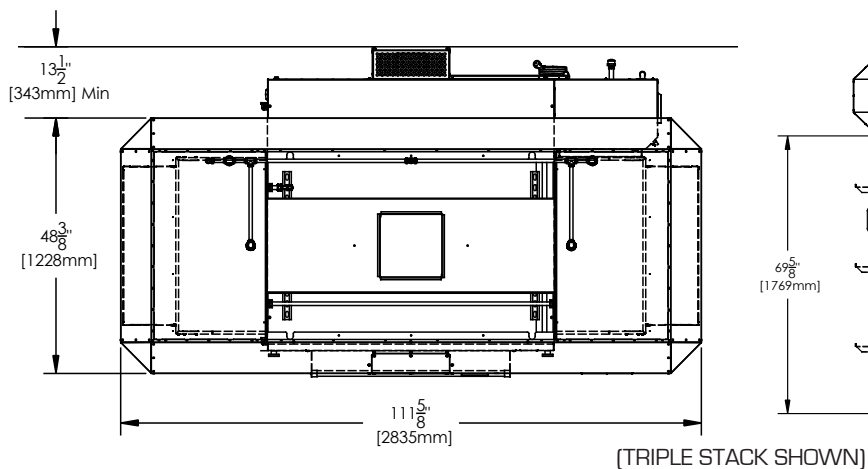
3240 TOP VIEW



3240 FRONT VIEW



3255 TOP VIEW



3255 FRONT VIEW

